Headphone Measurements: **Focal Spirit One S**

Frequency Response

Top - Compensated and Averaged
Bottom - Raw Data for Five Headphone Positions

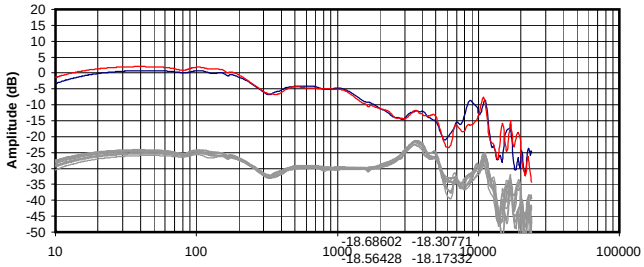

-18.68602	-18.30771
-18.56428	-18.17332
-18.45339	-18.05851
-18.30771	-17.94519
-18.14669	-17.7907
-18.00603	-17.6222
-17.92789	-17.57228
-17.76821	-17.39879
-17.5972	-17.23603

Isolation

Attenuation of External Sound vs. Frequency

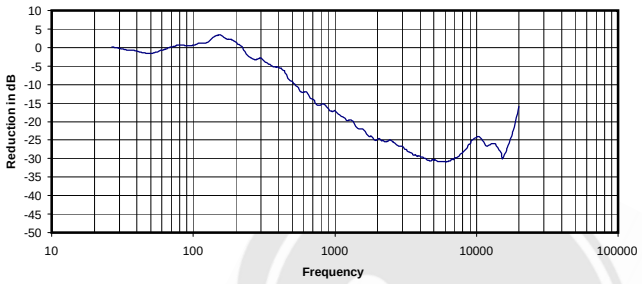

Electrical Impedance and Phase

Measured with 600 Ohm output impedance

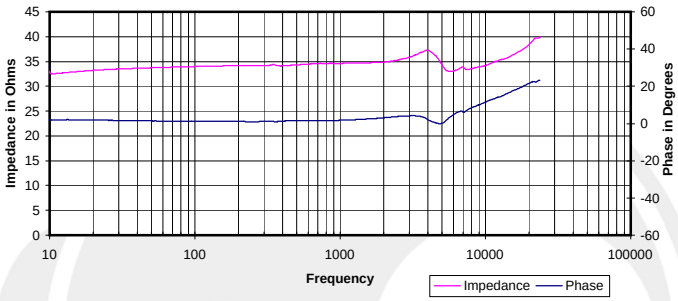

30 Hz Square Wave

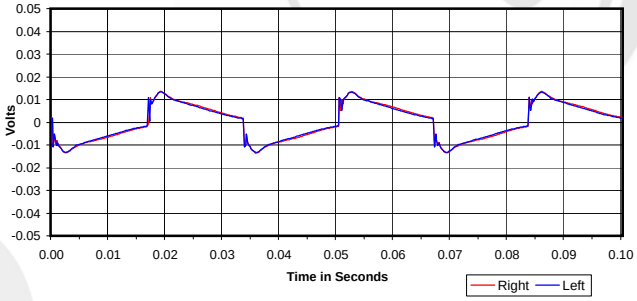

%THD+noise @ 90dB and 100dB

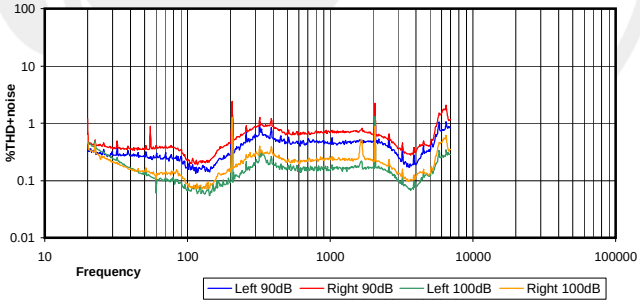

300 Hz Square Wave

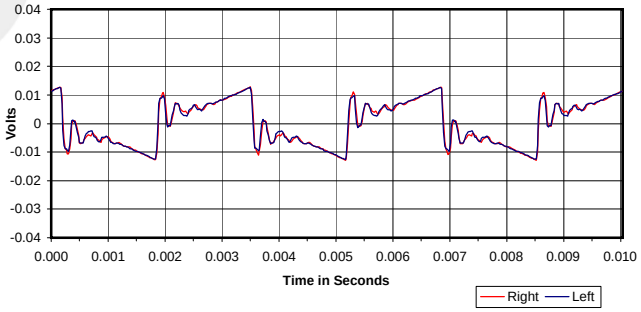

Impulse Response

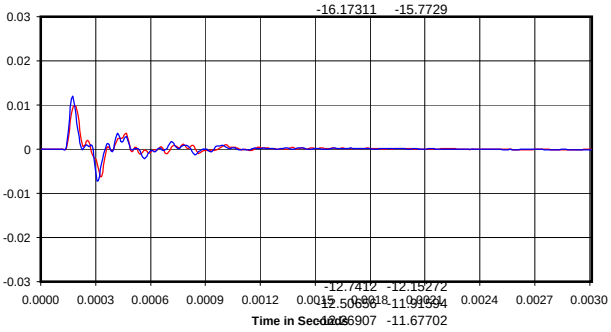

-16.56307	-16.50418
-16.77238	-16.54831
-16.69704	-16.44569
-16.6075	-16.31551
-16.50418	-16.14491
-16.4227	-15.9776
-16.17311	-15.7729
-12.7412	-12.15272
-12.50556	-11.91594
-12.26907	-11.67702
-12.04669	-11.43631
-11.81274	-11.19412
-11.56829	-10.9585
-11.32244	-10.71403
-11.08337	-10.46892
-10.84305	-10.22342
-10.62409	-9.991592
-10.35975	-9.732088
-10.1384	-9.486651

Volts RMS required to reach 90dB SPL:	0.032	Vrms
Impedance @ 1kHz:	35	Ohms
Power Needed for 90d BSPL	0.03	mW
Broadband Isolation in dB (100Hz to 10kHz):	-16	dBr

Copyright © SOURCE INTERLINK MEDIA All rights reserved.